



Created
for ages
4-14




KidZania
London
#KidZaniaAtHome

Kai, Designers!

Have you run out of kool clothes to wear? Or perhaps you just want to change up your fashion! Why not become part of the team that runs KidZania's Fashion Recycling Factory? If we can't go out and buy new clothes, let's just make our own.


You will need:



Old Clothes
(make sure to ask your parent or guardian first!)



Glue or sewing kit



Scissors



Decorating items
(e.g. ribbon, beads, glitter)



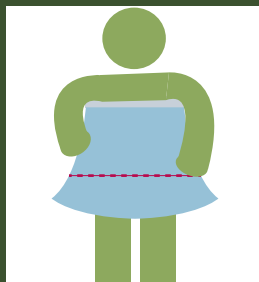
Turn a boring skirt into a kool new top!



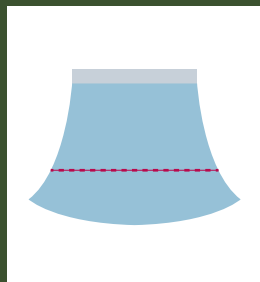
1 Pull the skirt over your head so that the waistband sits under your armpits.




2 Mark out where the skirt hits your waistline using fabric chalk or a felt-tip pen.



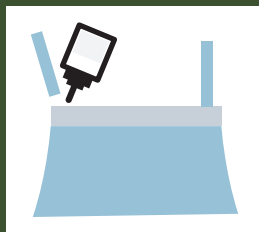
3 Take the skirt off and lay it on a flat surface.




4 Using scissors (carefully!) cut a straight line horizontally across the marking to chop off the bottom of the skirt.



5 Attach long ribbons to either side of the original waistline (these will be the straps to put your arms through).



6 Try the new top on for size. Make sure the straps are long enough and comfortable over your shoulders.



7 Now it's time to decorate! Use your imagination! Use buttons, beads, ribbon, glitter; anything that turns your old skirt into a fabulous new top!






Turn a scruffy shirt into a kool new waistcoat!

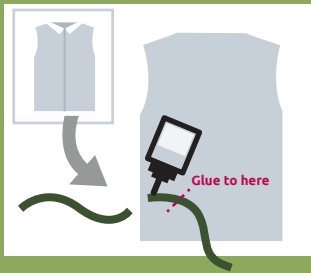
1 Lay the shirt on a flat surface.




2 Using scissors (carefully!) cut off the sleeves at the shoulder seam of the shirt.



3 Flip the shirt to the back and attach one piece of ribbon on the left hand side of the lower back and another on the right hand side.



4 Try it on for size. Get an adult to help tie the two ribbons together to tighten and make sure it fits comfortably.



5 Now it's time to decorate! Use your imagination! Use buttons, beads, ribbon, glitter; anything that turns your old shirt into a jazzy new waistcoat!



Why not:

- Turn a pair of old jeans into some funky new shorts?
- Turn an out of date scarf into a new silk skirt?
- Turn a long-sleeved top into a kool new jacket?
- Turn some plain socks into a pair of cosy woollen mittens?

The possibilities are endless!



Why not make your designs global? Tag us at @KidZaniaLondon
Be inspired and inspire others by using the hashtag #KidZaniaAtHome
Whatever you make remember to do it safely, ask for permission first, and most importantly have fun!