




Kai, Housekeepers!

Welcome to KidZania's own Dorset Hotel housekeeping service! Now that we're all spending more time inside the house, it's vital that we keep our homes spick and span for everyone to learn, work and play efficiently.

A good night's sleep is important for everyone. It lets your body relax for eight hours whilst your brain recharges in order to keep your energy high the following day! But making your bed just right isn't a skill that everyone can simply master; it takes a few expertly trained KidZania housekeepers to really make a house a home!

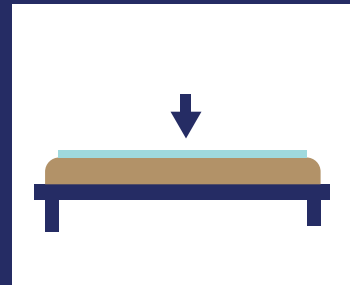
Why not surprise everyone in your household by making their beds for them today? It's quick, easy and will look Zuper kool when you're done!




- 1.** Clear everything from your bed, except the fitted sheet.



- 2.** Take the top sheet and lay it flat on the bed.




- 3.** At the foot of the bed, tuck the excess material under the mattress.



- 4.** Repeat on all sides



- 5.** Once you're done with the corners, add a funky duvet, decorate with pillows and we're done!



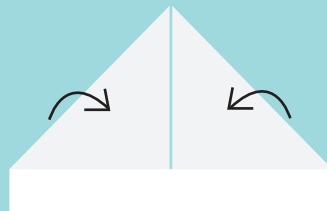
Housekeepers must abide by certain rules known as 'presentation standards'. These outline their duties for the day and must be achieved to consider their work 'complete'. Mark off each task as you complete them!

Linen and towels


All sheets should be washed, cleaned and folded; ready for the guest to use them. Some housekeepers even attempt towel art to make the room look more exciting! This is a technique similar to origami but using towels! If you want to give it a go, follow these steps!



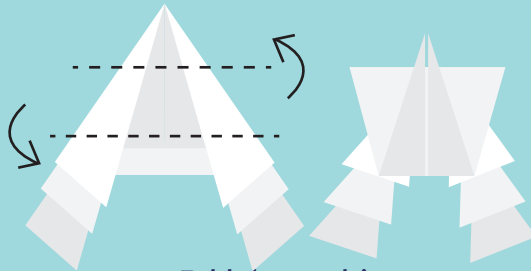
Lay the towel flat in a "landscape" orientation.



Fold the top corners downwards and inwards until they meet in the centre.



Roll the outside edges inward toward the centre.



Fold the resulting arrow into a Z.



Lay the Z down and squeeze the corners to set the curves

Bins


Make sure they've all been emptied and taken out to ensure the room doesn't look messy!

Carpets

Giving the carpet a good Hoover means guests won't be finding any fluff or dirt on their floors!

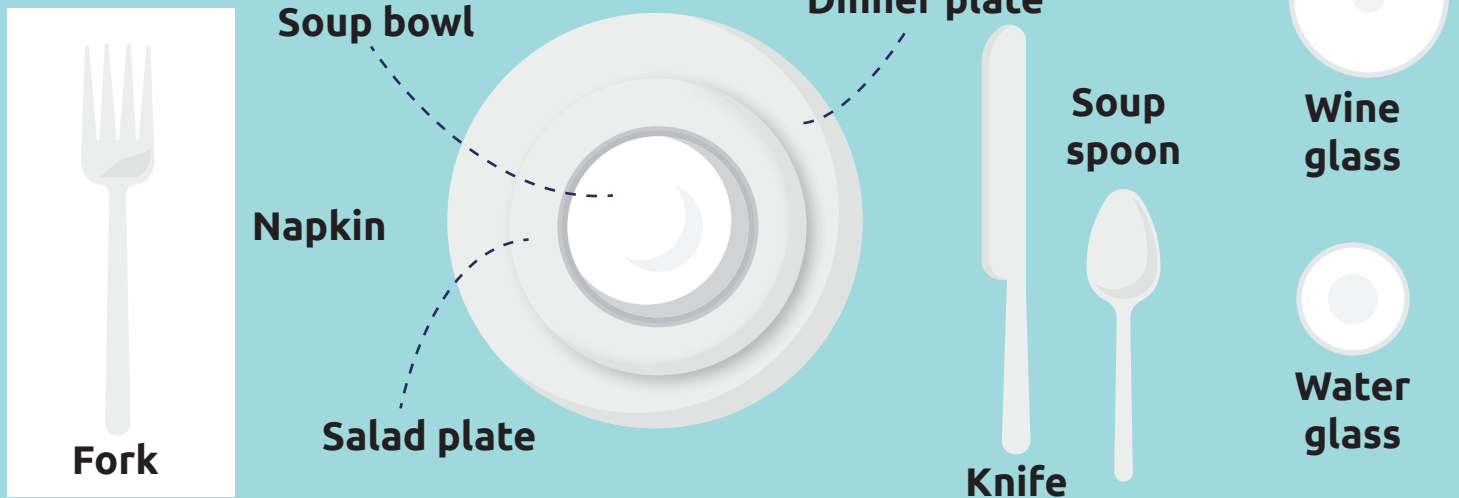
Dusting

If left alone for too long, surfaces like bookcases and dressers can accumulate layers of dust and grime. Make sure to try and polish these up before your guests notice!



Setting the table

Sounds easy, but a lot of detail going into place setting!
Try and recreate this image below to get your table tea-time ready!



When these duties have been completed, it's time for the hotel inspector's visit!
A hotel inspector assesses a housekeeper's work and makes the final decision on whether the room is ready to be rented for the night!

Ask an adult in your household to inspect your work. If it doesn't meet presentation standards, try again until they are completely satisfied!

Once you've finished your housekeeping requirements for the day and your work has been approved, it's time to let your guests know who you are!

IT'S MY PLEASURE

your room attendant

I have taken pride in preparing this room for you today!

Enjoy the rest of your stay!

A lot of housekeepers will leave a calling card to advertise their future services and so that guests can thank the attendant personally for making their room nice and clean.

Why not make your own?

Take any piece of card, any pens, any colours and create your own housekeeping business calling card!

Show us your bed-making skills by tagging [@KidZaniaLondon](#) with any pictures you post of your other housekeeping duties. Find other Housekeepers by following the hashtag [#KidZaniaAtHome](#) and compare your home-made business cards with other like-minded citizens!

KidZania
London

[#KidZaniaAtHome](#)